

DOGS + CATS
+ HORSES


WOUND HEALING SUPPORT



DERM-10

SKIN CREAM WITH
Zinc Oxide +
9 Herbal Extracts

With different
regenerative properties
that are an aid to natural
wound healing.



dr baddaky
a nextmune company

Speeds up wound healing

Regenerates and soothes damaged skin

Applicable to all types of non-penetrating or superficial wounds

DERM-10 is a smooth cream containing powerful wound healing agents for a rapid recovery of all kinds of non-penetrating or superficial wounds.

DERM-10 works quickly and deeply. The rapid healing helps to prevent the developments of scar tissue and allows to regain the normal hair structure and color after total recovery.

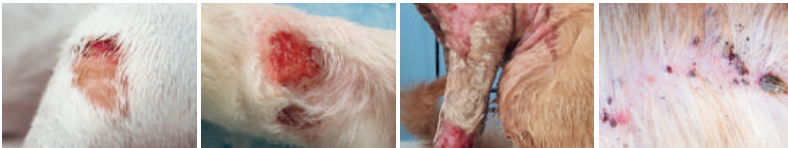
DERM-10 can be applied as a preventative on areas where the skin is frequently at risk of injury.



SKIN CREAM WITH ZINC OXIDE + 9 HERBAL EXTRACTS

Centella asiatica, Echinacea purpurea, Calendula officinalis, Hamamelis virginiana, Melaleuca viridiflora, Thuja occidentalis, Lavandula angustifolia, Salvia lavandulifolia, Arnica montana

WOUNDS








ABRASIONS ULCERS BURNS INSECT BITES

SKIN FREQUENTLY AT RISK OF INJURY



ELBOWS HARNESS SUPPORT POINTS SADDLES SUPPORT POINTS

Proven efficacy + synergic wound healing properties

	 ANTISEPTIC	 SKIN REGENERATION	 SKIN INFLAMMATION	 HEMOSTASIS	 ANTIOXIDANTS	 LOCAL NUTRITION
ZINC OXIDE		●				●
CENTELLA ASIATICA	●	●				
ECHINACEA PURPUREA	●	●	●	●	●	●
CALENDULA OFFICINALIS	●	●	●		●	●
HAMAMELIS VIRGINIANA	●		●	●		
MELALEUCA VIRIDIFLORA	●				●	
THUJA OCCIDENTALIS	●				●	
LAVANDULA ANGUSTIFOLIA	●	●	●		●	
SALVIA LAVANDULIFOLIA		●	●			●
ARNICA MONTANA	●		●	●	●	●

DERM-10 Unique composition



ZINC is a cofactor for many metalloenzymes required for cell membrane repair, cell proliferation, growth and immune system function. It plays a major role in regulating every phase of the wound healing process; ranging from membrane repair, oxidative stress, coagulation, inflammation and immune defense, tissue re-epithelialization, angiogenesis, to fibrosis/scar formation^{1,2}.



ECHINACEA PURPUREA induces a stimulation of the immune responses mediated either by macrophages or lymphocytes⁵. In addition, can bind with hyaluronic acid and form a stable complex unable to be broken down by hyaluronidase. Also, stimulates fibroblasts cell growth which participates in the wound healing process.



CALENDULA OFFICINALIS is one of the best wound healing and antiseptic phytotherapeutic agents. Calendula is used for healing of all kinds of wounds, especially indicated for the treatment of chronic suppurative lesions which are extremely difficult to cicatrize. Has also important anti-inflammatory and analgesic properties and contributes in easing the pain^{9,10,11}.



CENTELLA ASIATICA can promote wound healing by inhibiting inflammation, inducing collagen synthesis, promoting angiogenesis, inducing vasodilation, and reducing wound oxidative stress. In addition, C. asiatica extracts have been shown to affect cellular growth and proliferation in injured tissues³.



HAMAMELIS VIRGINIANA restores and strenghtens vein elasticity and stimulates new skin micro-circulation within the new-formed tissue. This property also prevents formation of scar tissue. Its astringent and hemostatic property helps to treat skin inflammations and protect against infections^{6,7}.



THUJA OCCIDENTALIS can be used topically for healing of many kind of infected wounds. Evidence has shown it has antiviral, anti-inflammatory, and antibacterial properties¹².



MELALEUCA VIRIDIFLORA it's used mainly for its anti-microbial effect without irritating sensitive tissues¹³.



LAVANDULA ANGUSTIFOLIA accelerates wound healing through: formation of granulation tissue by collagen synthesis; tissue remodeling by collagen replacement; and wound contraction (shrinking)⁴.



ARNICA MONTANA can be used for sprains, dislocations, edema associated with fractures, in arthralgia and rheumatic pain in the joints. It has anti-inflammatory and mild analgesic effect⁸.



SALVIA LAVANDULIFOLIA has been traditionally used for its antiseptic, analgesic, sedative and anesthetic activities¹⁴.

Main benefits of DERM-10

PROVEN EFFICACY

All components are recognised by scientific bibliography for their properties.

VERSATILITY

Can be applied to any type of superficial injury.

COMPATIBILITY

Can be used on its own or along side other products.

CONVENIENCE

Air less dispenser bottle for easy and hygienic application. 2 presentations: 50 and 150 ml.

Cream with pleasant smell, doesn't taint the skin or leave any stains on fabrics.



Airless dispenser



Easy and hygienic

APPLICATION

1 Clean the injured tissue and surrounding skin before applying.

If there are crusts, they must be washed off gently, until its complete removal.

2 Apply enough to create a thin protective layer of cream on the surface.

Apply at least twice a day (when using a bandage, can be applied only once a day).



WOUND HEALING SUPPORT



DERM-10

DIRECTIONS FOR USE

Wound healing enhancer for skin regeneration of abrasions, lacerations, ulcers, burns, insect bites and stings.

Preventively on areas where the skin is frequently at risk of injury.

Can be used single or in combination with other products.

Helps to prevent the development of scar tissue and allows to regain the normal hair structure and colour after total recovery.

For dogs, cats and horses.

APPLICATION

Can be applied to uncovered or dressed wounds.

Crusts should be washed off gently before application.

Apply enough cream to create a thin protective layer on the affected surface, at least twice a day.

COMPOSITION

	PER 100 g
Centella asiatica	2 g
Echinacea purpurea	1,73 g
Calendula officinalis	1,7 g
Hamamelis virginiana	1,66 g
Melaleuca viridiflora	1,12 g
Zinc oxide	0,9 g
Thuja occidentalis	0,57 g
Lavandula angustifolia	0,55 g
Salvia lavandulifolia	0,35 g
Arnica montana	0,11 g

Excipients: Water, Polysorbate 20, Polysorbate 80, Glycerol monostearate, Ethyl alcohol, Liquid paraffin, Arachis oil, Isopropyl myristate, Glycerol, Aerosil 200-silica, Methylparahydroxybenzoate, Propylparahydroxybenzoate.

RECOMMENDATIONS

Do not use in cases where a possible or known hypersensitivity to any of the components is known.

If ingested, do not encourage vomiting, give plenty of water.

If in contact with the eyes, rinse with plenty of water for at least 15 minutes.

Store in a cool and dry place.



1. PEI-HUI LIN, et al (2017) Zinc in Wound Healing Modulation. *Nutrients*
2. AGREN MS1, et al (1993) Effects on wound healing of zinc oxide in a hydrocolloid dressing. *J Am Acad Dermatol.* 29(2 Pt 1): 221-7.
3. SOMBOONWONG J1, et al (2012) Wound healing activities of different extracts of Centella asiatica in incision and burn wound models: an experimental animal study. *BMC Complement Altern Med.*12: 103.
4. HIROKO-MIYUKI MORI, et al (2016) Wound healing potential of lavender oil by acceleration of granulation and wound contraction through induction of TGF-β in a rat model. *BMC Complement Altern Med.* 2016; 16: 144.
5. LUETTIG B, et al (1989) Macrophage activation by the polysaccharide arabinogalactan isolated from the plant cell cultures of Echinacea purpurea. *J. Nat Cancer Inst.* 81(9): 669-75.
6. NEWAL C., et al (1996) Herbal medicines: a guide for health-care professionals. Pharmaceutical Press London.
7. Van Hellefont J (1986) Compendium de Phytotherapie. Eds APB Brussels.
8. KRIPLANI P, et al (2017) Arnica montana L. - a plant of healing: review. *J Pharm Pharmacol.* 69(8): 925-945.
9. FLEISCHNER AM (1985) Plant extracts: to accelerate healing and reduce inflammation. *Cosmet toilet.* 100: 45.
10. PEYROUX J, et al (1981) Propriétés anti-oedémateuses et anti hyperhémiantes du Calendula officinalis. *Plant. Méd. Phytotherap.* 15: 201-216.
11. KIOUCEK-POPOVA E, et al (1982) Influence of the physiological regeneration and epithelization using fractions isolated from Calendula officinalis. *Acta Physiol. Pharmacol. Bulg.* 8: 63-67.
12. ŞULEA D, et al (2009) Collagen-thuja tincture biomaterials for wound treatment. *Revue Roumaine de Chimie.* 54: 11-12, 1097-1101.
13. RAMANOELINA AR, et al (1987) Antibacterial action of essential oils extracted from Madagascar plants. *Arch Inst Pasteur Madagascar.* 53(1): 217-26.
14. PORRES-MARTINEZ M, et al (2013) Pharmacological activity of Salvia lavandulifolia and chemical components of its essential oil. *A Review. Lazaroa* 34(1): 237-254.



Pet's Relief is a registered trademark of Artuvet Animal Health B.V.



Dr.Baddaky is part of Nextmune group, global #1 in allergy diagnostics and treatment.

Dr. Baddaky Snickarvägen 7
673 32 Charlottenberg
Tlf: +46 0571-202 30 drbaddaky.com

Dr. Baddaky Skolebakken 2-4
2230 Skotterud
Tlf: +47 62 83 29 00 - drbaddaky.no

Dr. Baddaky Ørbækvej 3-7
5700 Svendborg
Tlf.: +45 62 21 70 86 drbaddaky.dk



swevet