

snogg®

ANIMAL CARE



— **Animal** —
WOUND CARE
FOR TREATMENT AND SUPPORT



— SNÖGG ANIMAL CARE —

New products and improved sizes

Snøgg Animal Care is launching a new improved packaging design with clear instructions to ease the use. In addition, the range has been extended with two new products in order to provide a more complete animal wound care range.

New design



Old design



Animal Wound Care since 1980

Snøgg Animal Care has more than 40 years of experience from animal wound care. Developed in co-operation with veterinarians and animal wound care experts, the products are intended for animal use – with a focus on animal well-being.

The product range comprises different bandage types that are all easily adapted to different needs and body parts, offering the user creative freedom.





- ✓ Easy to apply and remove - without unnecessary stress for the animal
- ✓ Can be used to bandage difficult areas of the animal's body
- ✓ Multi-use - combine and customize for all animal types and stages of the wound healing process
- ✓ Can easily be combined with other wound care procedures
- ✓ For treatment and support



Adhesive FOAM BANDAGE

Adhesive Foam Bandage is an elastic foam dressing with great adhesion to both fur and skin. The dressing has adhesion on one side and is ideal for padding and fixation or for monitoring devices, i.e. ECG-pads. You can easily create a wound bandage by combining *Adhesive Foam Bandage* with a compress, or *Thick Foam Bandage*.

LATEX
FREE

- Soft and flexible
- Adhesion on one side
- Can be applied anywhere on the animal



*When you need
great adhesion to fur*

Adhesive Foam Bandage is available in 3 sizes to suit different animals and wounds:



REF 510002410
(Former Animal Polster)
9 x 200 cm

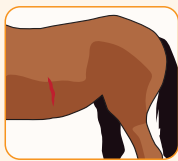


REF 510002412
(Former Animal Polster)
14 x 200 cm

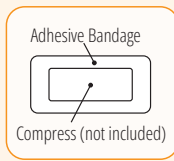


REF 510002413 New size!
(Former Animal Polster)
22 x 200 cm


BANDAGING WOUNDS:



Ensure the wound is clean and the fur is dry.



Use a compress (not included) to protect the wound.



Fix the compress with the Adhesive Foam Bandage.



Scan the QR code for full instructions.

— Adhesive Foam Bandage —
REMOVAL WIPES

New

The new *Removal Wipes* offer an easier and gentler way to remove glue residuals from the animal's fur reducing discomfort or irritation. Non-alcoholic formula that does not dry out the skin. The wipes are a complement to *Adhesive Foam Bandages*.



GENTLE REMOVAL OF ADHESIVE FOAM BANDAGES:

LATEX FREE

- Ease removal
- Easy and effective to use
- Non-alcoholic formula

REF 510002378
30 wipes (12 x 18 cm)





*Flexibility and freedom
to move with Thick
Foam Bandage*

Thick FOAM BANDAGE

Thick Foam Bandage is a unique self-adherent bandage; it sticks to itself but does not stick to the wound or the fur nor the skin. It is flexible, provides great mobility and is easy to shape. The absorbing and soft foam bandage is ideal to be used on wounds for fixation or padding.


LATEX
FREE

- Only sticks to itself
- Can be placed directly on the wound
- Absorbing, soft and flexible

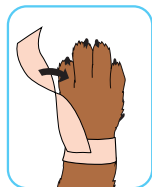


REF 510002411
(Former Animal Vet)
9 x 200 cm


PAW BANDAGING:



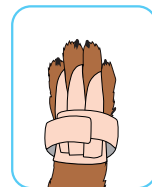
Wrap one length of Thick or Thin Foam Bandage around the leg.



Tear off a suitable length to fit between the digits. Fix it to the wrap, turn it 180 degrees.



Slip the narrow part between the digits and fix the wrap on the other side. Repeat for each digit.



Complete by wrapping a second bandage around the leg to secure the bandage.

LEG BANDAGING:



Ensure the wound is clean and fur/leg is dry.



Begin by wrapping one round of Adhesive Foam Bandage (not included) below the wounded area for fixation.



Then wrap the Thick Foam Bandage around the wound in a spiral pattern. Overlap the first bandage by 2–3 cm.



Replace the second bandage when required. The first bandage is removed when healing is completed.



Scan the QR code for full instructions.

Thin FOAM BANDAGE

Thin Foam Bandage is easy to shape and provides great flexibility. The cross-elastic bandage sticks to itself and does not stick to the skin or the fur nor the wound. It is soft, absorbent and can be placed directly on the wound.

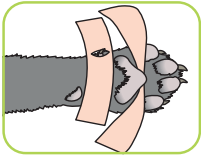
LATEX
FREE

- Only sticks to itself
- Can be placed directly on the wound
- Many usage areas, for example cow teats

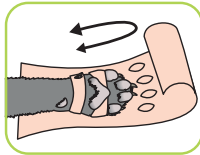


REF 51002379
(Former Animal Soft)
6 x 450 cm

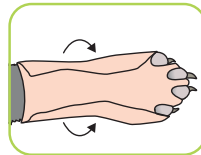
PAW BANDAGING:



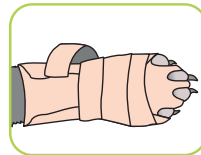
Place a length of bandage between the digits and the pad. Make a slot in the bandage and place it around the dew claw.



Tear off a strip of bandage to length. Make slots to go over the digits.



Slip the digits through the slots and fold the bandage as shown.

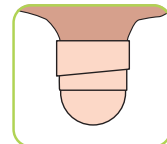
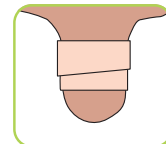


If necessary, wrap an additional length of bandage around the paw to secure the bandage.



Scan the QR code for full instructions.

TEAT BANDAGING:



Use Thin Foam Bandage in the event of injury of udders or fixation of teat plugs.



A close-up photograph of a tabby cat lying on a green, textured surface. The cat has a white patch on its chest and is looking towards the camera. A light-colored, self-adhering foam bandage is applied to the bridge of its nose. The image is framed by a white circular border on the left side.

*Elastic and self-adherent
Thin Foam Bandage*

*An outer wrap bandage ideal
for fixation of compresses
and bandages*



Flex WRAP BANDAGE

New

Flex Wrap Bandage is a flexible and elastic outer wrap bandage. It does not stick to skin, fur nor wounds and is ideal for fixation of compresses and self-adherent Foam Bandages. Protects from dirt and moisture and fits on many parts of the animal body. Available in 2 sizes, packed in a practical cardboard display.

- Easy and quick to apply and remove
- Sticks-to-itself
- Protects from dirt and moisture



REF 510002414
5 x 450 cm

REF 510002393
10 x 450 cm

— SNÖGG ANIMAL CARE —

Bandage overview

Ease removal of Adhesive Foam Bandage with **REMOVAL WIPES**

New



New

	ADHESIVE FOAM BANDAGE	THICK FOAM BANDAGE	THIN FOAM BANDAGE	FLEX WRAP BANDAGE
Sticks to itself – not to fur, skin or wounds	X	✓	✓	✓
Sticks-to-fur – excellent adhesion to fur & skin	✓	X	X	X
Cross-elastic	✓	✓	✓	X
Length-elastic	X	✓	✓	✓
Absorbent	X	✓	✓	X
Stops bleeding	X	✓	✓	X
Adherent even when wet	X	✓	✓	X
Suitable for primary layers	X	✓	✓	X
Suitable for secondary layers	✓	✓	✓	✓
Suitable for tertiary layers	✓	X	X	✓
Fixation	✓	✓	✓	✓
Thickness	5 mm	5 mm	1,9 mm	
REF / Size	REF 510002410 9 x 200 cm REF 510002412 14 x 200 cm REF 510002413 22 x 200 cm <hr/> REF 510002378 (Removal wipes) 30 wipes (12 x 18 cm)	REF 510002411 9 x 200 cm	REF 510002379 6 x 450 cm	REF 510002414 5 x 450 cm REF 510002393 10 x 450 cm

www.snogg.com



(Svetsarvägen 15), Box 1336, SE-171 26 Solna, Sweden
 Tel +46 (0)8 590 96325, snogganimal@orkla.com
www.snogg.com