



GIMA

PROFESSIONAL MEDICAL PRODUCTS

PESANEONATI ELETTRONICA BABY
BABY, ELECTRONIC BABY SCALE
PÈSE-BÉBÉ ÉLECTRONIQUE BABY
ELEKTRONISCHE BABYWAAGE BABY
PESA BEBÉS ELECTRÓNICO BABY
BALANÇA PARA RECÉM-NASCIDOS ELETRÔNICA BABY
ΗΛΕΚΤΡΟΝΙΚΗ ΖΥΓΑΡΙΑ ΓΙΑ ΒΕΟΓΕΝΝΗΤΑ BABY
BABY ميزان أطفال إلكتروني


REF 27313 / TH996A - V1

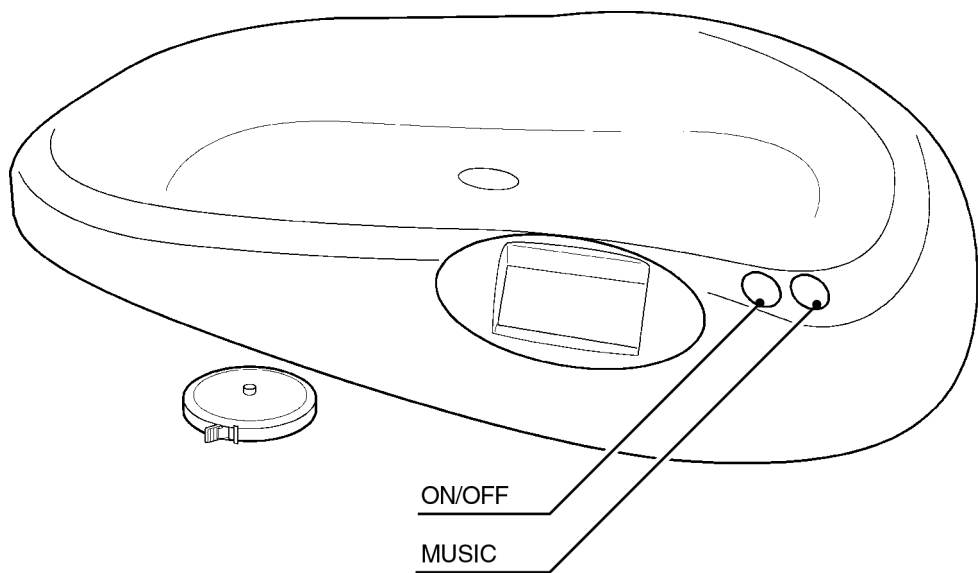
Fabbricante / Manufacturer / Fabricant / Hersteller
Fabricante / Fabricante / Παραγωγός / الشركة المصنعة:
Shenzhen Healthcare Electronic Technology Co., Ltd.
1F~3F of Block 48, 1F~3F of Block 46, Changxing Industrial Zone,
Changzhen Community, Gongming Street, Guangming District,
Shenzhen City, Guangdong Province, P.R. China
Made in China

Importato da / Imported by / Importé par / Eingeführt von
Importado por / Importado por / Εισαγωγή από / مستورد عن طريق:

Gima S.p.A.

Via Marconi, 1 - 20060 Gessate (MI) Italy
gima@gimaitaly.com - export@gimaitaly.com
www.gimaitaly.com





FEATURES

The GIMA electronic baby scale is a device suitable to weigh a newborn and measure its height. The scale is very precise and has an automatic zero setting feature. It switches off automatically after 30 seconds. A washable sheet is supplied along with the scale to cover the plate during measurements along with a metric wheel to measure the baby's height.

Technical Features

Maximum capacity: 20 Kg / 44 lbs

Graduation: 10 g

Working temperature: 5°C - 35°C

Power supply: 4 AA 1,5V batteries

Minimum capacity: 20 g

Height measurement: 0-150 cm / 0-60 in

Storage temperature: -10°C - 60°C

Tolerance: <math><5.00\text{kg}/\pm 0.02\text{kg}>>, \geq 5.00\text{kg}/\pm 0.2\% + 0.01\text{kg}</math>

PRESCRIPTIONS

Do not use the equipment in case it is damaged. Apply to your retailer.

Avoid precarious repairs. Repairs shall be carried out with original spare parts only, which shall be installed according to the intended use.

Since the product is made of corrosion-proof materials suitable for the environmental conditions foreseen for its normal use, does not require special care, however it is necessary to store it in a closed place making sure that is protected from dust and dirt to assure its hygienic conditions.

We recommend not leaving the newborn baby on the scale unattended and do not leave the scale within the baby's reach.

UNPACKING



Always remember that packing elements (paper, cellophane, stitches, adhesive tape, etc.) can cut and/or hurt if they are not carefully handled.

They shall be removed with adequate means and shall not be left at the mercy of irresponsible persons; the same is valid for tools used to remove packages (scissors, knives, etc.).

After opening the packages, first of all it is necessary to check all pieces and parts composing the product. Check that they are all present and in perfect conditions.

INSTALLATION

The first operation after removing the scale from its box is to insert the batteries.

The battery box is on the base of the scale. Install 4 new batteries. Verify that the polarity is correct and close the lid. The baby scale does not require calibration but it must be perfectly positioned on a flat surface.

OPERATION

Make sure there are no foreign objects under the baby scale and that the feet are touching the supporting surface. Press the ON/OFF button and wait a few seconds without placing anything on the scale. When scale is turned on, the last measurement value (no less than 0.5kg and locked), if any, will be displayed, and then it resets to 0.00.

When the display shows "0.00" the baby scale is ready for use.

The scale is generally set in kg. to change the unit of measure, after having turned on the scale, press on/off key again before it displays 0.0. Every time the button is pressed it is possible to choose between kg or lb, the display shows the selected measure.

To distract the newborn and make weighing operations easier it is possible to play a melody by pressing the "MUSIC" button. To deactivate the music press the same button again.

Read the weight value flashing on the display. If the baby scale exceeds the maximum capacity the display shows "0-LD". When weight is removed, it resets to 0.00.



Do not whack.

Do not pile sundries on the scale.

Do not immerse in water.

Do not weigh heavy loads and make sure the baby does not move on the plate, the loading cell may get damaged!











If the scale is not used, it automatically switches off after about 30 seconds. To switch off the unit by hand press the ON/OFF button after having removed the baby from the scale.

Remove batteries if the product is not used for a long time.

To measure the baby's height, lay the baby down on a sturdy surface and use the metric wheel supplied with the scale.

MAINTENANCE

When the low voltage indication "Lo" appears it is time to replace the batteries. The product does not require any particular maintenance. The technical life of the scale depends on its use. To clean do not put in water or liquids. Use a soft cloth with detergents and/or disinfectants that will not ruin the product.

| | | | | | |
|--|---|---|-----------------------------|---|----------------------------|
|  | Caution: read instructions (warnings) carefully |  | Follow instructions for use |  | WEEE disposal |
|  | Keep in a cool, dry place |  | Keep away from sunlight |  | Store between -10 and 60°C |
|  | Product code |  | Lot number |  | Date of manufacture |
|  | Product complies with European Directive | | | | |

 **Disposal:** *The product must not be disposed of along with other domestic waste. The users must dispose of this equipment by bringing it to a specific recycling point for electric and electronic equipment.*

GIMA WARRANTY TERMS

The Gima 12-month standard B2B warranty applies.